


Completing the Student Evaluation Form via your POW

1. Log into your POW as usual
2. Access your Allocations and click on the placement you have just completed.



Student Name Mouse, Mickey, Mr **Records updated** 05/06/2014 04:35:24
Intake S13 PHY BSC **Last login date and time** 02/06/2014 11:35:06

[Home](#) [Allocations](#) [Absence](#) [Notes](#) [Change My Details](#) [Logout](#) [Help](#)

Total Placement Absence Hours [Click here to view running total of all allocation hours](#)
Absence Hrs: 373 Made Up Hrs: 155 Outstanding Hrs: 218 [Why can I not see my next placement ???](#)


 [Click here to print](#)

|< First << Prev Next >> La

	Date From	Date To	Description	Category	Days
	05/08/2013	25/08/2013	ANNUAL LEAVE		15
	26/08/2013	22/09/2013	READING	READING	10
	02/09/2013	08/09/2013	PRIVATE STUDY	PRIVATE STUDY	5
	09/09/2013	15/09/2013	INDUCTION	INDUCTION	5
	23/09/2013	08/06/2014	THEORY	THEORY	68
	30/09/2013	24/11/2013	MGD PLYM NEURO UNIT	NUR - MEDICAL	34
	02/12/2013	08/12/2013	TUTORIAL	TUTORIAL	0
	09/12/2013	12/01/2014	PRIVATE STUDY	PRIVATE STUDY	3
	23/12/2013	05/01/2014	ANNUAL LEAVE		10
	03/02/2014	06/04/2014	DER CLEARBROOK	NUR - SURGICAL	34

3. There will be a new tab at the top of the placement information labelled 'Click Here to Evaluate'. Select this tab to access the evaluation form. **PLEASE NOTE: Once you have submitted the form you will be unable to change your responses, so please take your time when completing.**

Home	Allocations	Absence	Notes	Change My Details	Logout	Help
----------------------	-----------------------------	-------------------------	-----------------------	-----------------------------------	------------------------	----------------------


 [Click here to print](#)

Placement Overview	Student Introduction	Contacts	Facilities & Travel	Useful Policies	Learning Environment	Click here to Evaluate
------------------------------------	--------------------------------------	--------------------------	---	---------------------------------	--------------------------------------	--

Placement Name: **MGD PLYM NEURO UNIT**

Trust or Independent Sector Name: PLYMOUTH COMMUNITY HEALTHCARE

Placement address: MOUNT GOULD HOSPITAL
Mount Gould Road

 [Transport Direct](#)
Get directions by public transport and car with [Transport Direct](#)

4. You will be given 4 weeks from the end of your placement to complete the form. We will be monitoring completion and will follow up any forms which have not been completed at the end of this period.

If you have any problems accessing the form or any queries then please contact powsupport@plymouth.ac.uk